

Muscle-specific

Receptor Tyrosine Kinase

MuSK-Ab ELISA.

AUTOIMMUNITY



ELISA for measuring MuSK autoantibodies.

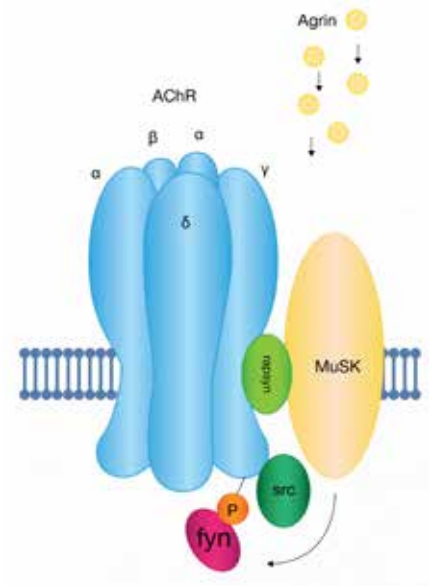
Myasthenia gravis (MG) is caused by the failure of neuromuscular signal transmission and in the majority of patients this is caused by the presence of autoantibodies to the acetylcholine receptor (ARAb positive MG patients).

In 10-20 % of the patients with generalized MG, and in up to 50 % of the patients with ocular MG these autoantibodies can not be detected. In these cases the disease is commonly referred to as seronegative MG (SNMG). For a long time these seronegative patients posed a serious challenge for adequate diagnosis of MG.

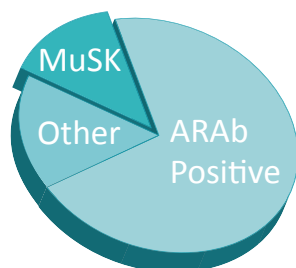
Recent studies showed the presence of antibodies to the muscle-specific receptor tyrosine kinase (MuSK) in sera of patients with generalized seronegative MG (in about 50 % of putative seronegative MG patients). MuSK is part of an agrin receptor complex and mediates the agrin-induced clustering of acetylcholine receptors. MuSK MG patients are mostly female, have prominent cranial and bulbar involvement, and (when compared to ARAb positive MG patients) the onset of the disease tends to be earlier (third or fourth decade). The measurement of MuSK antibodies will substantially aid diagnosis and clinical management of MG.

PRODUCTS

RE51021
MuSK-Ab ELISA

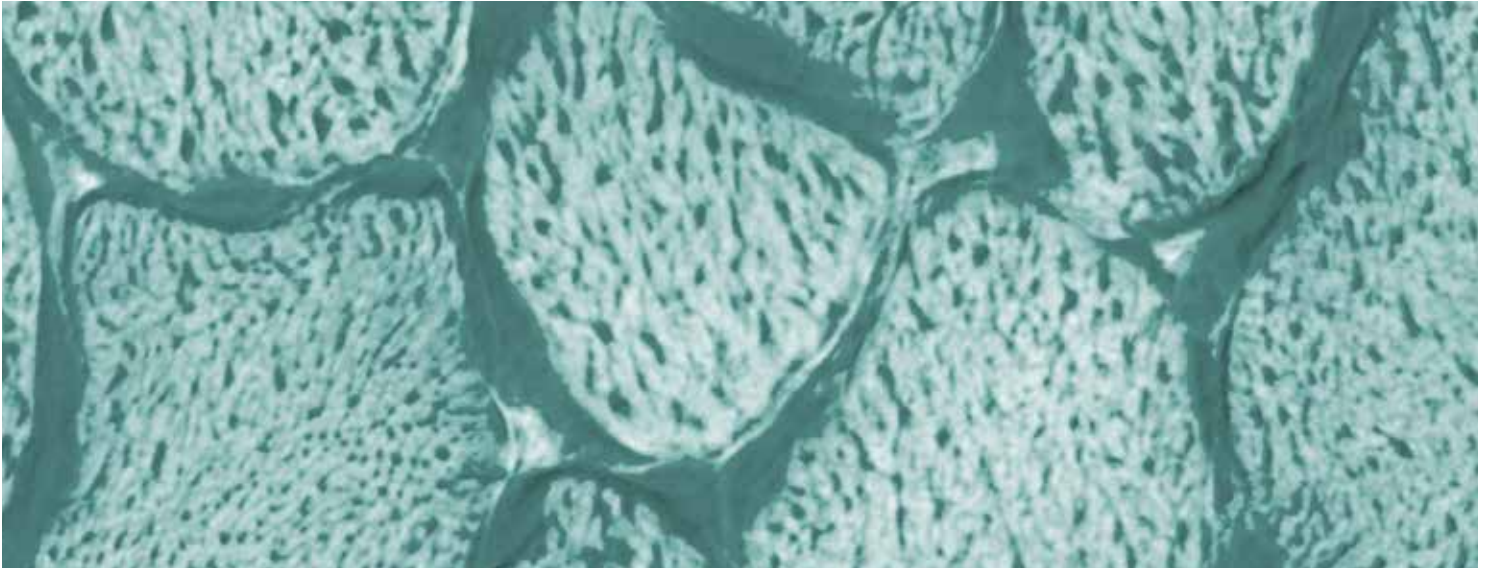


Agrin-induced clustering of acetylcholine receptors via MuSK



~ 50 % of all seronegative MG patients is MuSK positive





IBL INTERNATIONAL MUSK-AB ELISA

- The world's first commercially available ELISA for measuring MuSK autoantibodies
- Excellent clinical sensitivity of 95.8 % and specificity of 100 %
- Qualitative (cut-off) and quantitative (standard curve) evaluation of results
- High-performance assay: low cross-reactivity, good linearity and high precision

CLINICAL INDICATIONS

- Suspected myasthenia gravis in acetylcholine receptor antibody negative patients
- Myasthenia gravis patients with atypical clinical presentation (e.g. oropharyngeal myasthenia)
- Patients with ocular myasthenia gravis will not generally develop MuSK autoantibodies
- A negative MuSK antibody test still does not rule out a diagnosis of myasthenia gravis

MUSK-AB ELISA IS SUPERIOR TO ONLY COMMERCIALY AVAILABLE RIA

Data on the qualitative comparison of the measurements of MuSK autoantibodies in 253 serum samples show the superiority of the IBL MuSK-Ab ELISA compared to the only commercially available MuSK-Ab RIA.

		MuSK-Ab RIA	
		positiv	negativ
IBL MuSK-Ab ELISA	positiv	92	0
	negativ	4	157



Manufactured by

IBL International GmbH
Flughafenstrasse 52a
D-22335 Hamburg
Germany

Phone: +49 (0)40-53 28 91-0
Fax: +49 (0)40-53 28 91-11
Email: IBL@Tecan.com
www.tecan.com/immunoassays



Australia +61 3 9647 4100 **Austria** +43 62 46 89 33 **Belgium** +32 15 42 13 19 **China** +86 21 220 63 206 **Denmark** +45 70 23 44 50 **France** +33 4 72 76 04 80
Germany +49 6134 1814 30 **Italy** +39 02 92 44 790 **Japan** +81 44 556 73 11 **Netherlands** +31 18 34 48 17 4 **Singapore** +65 644 41 886 **Spain** +34 93 490 01 74
Sweden +46 31 75 44 000 **Switzerland** +41 44 922 89 22 **UK** +44 118 9300 300 **USA** +1 919 361 5200 **Other countries** +43 62 46 89 33

Tecan Group Ltd. makes every effort to include accurate and up-to-date information; however, it is possible that omissions or errors might have occurred. Tecan Group Ltd. cannot, therefore, make any representations or warranties, expressed or implied, as to the accuracy or completeness of the information provided. Changes can be made at any time without notice. All mentioned trademarks are protected by law. In general, the trademarks and designs referenced herein are trademarks, or registered trademarks, of Tecan Group Ltd., Maennedorf, Switzerland. A complete list may be found at www.tecan.com/trademarks. Product names and company names that are not contained in the list but are noted herein may be the trademarks of their respective owners. For technical details and detailed procedures of the specifications provided please contact your Tecan representative. This may contain reference to applications and products which are not available in all markets. Please check with your local sales representative.

© 2016 Tecan Trading AG, Switzerland, all rights reserved. For disclaimer and trademarks please visit www.tecan.com

www.tecan.com

