

## Quality Assessment Scheme for Salivary Steroids

### Estradiol Sample Number 24-11

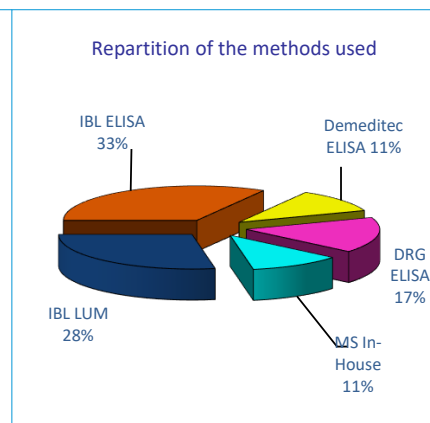
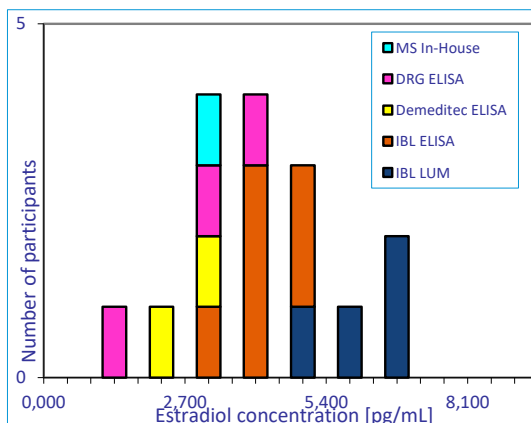
Your result: The results from all participants can be found in the outstanding table.

Method		LUM	ELISA			MS
Supplier	all	IBL	IBL	Demeditec	DRG	In-House
Lab. Code	pg/mL	pg/mL	pg/mL	pg/mL	pg/mL	pg/mL
3013	7,250	7,250				
3036	1,640				1,640	
3061	3,910		3,910			
13004	5,200	5,200				
15033	3,100					3,100
22236	7,090	7,090				
30001	6,730	6,730				
40001	4,600		4,600			
40002	5,340		5,340			
40003-1	7,870					7,870
40013	3,400				3,400	
40015	3,010			3,010		
40017	4,300				4,300	
40024	5,800	5,800				
40027	2,750		2,750			
40036	4,480		4,480			
40041	2,300			2,300		
50001	4,500		4,500			

### Statistical Results

Method		LUM	ELISA			MS
Supplier	all	IBL	IBL	Demeditec	DRG	In-House
Mean	4,626	6,414	4,263	2,655	3,113	5,485
SD	1,800	0,881	0,871	0,502	1,353	3,373
Mean - 2SD	1,026	4,651	2,522	1,651	0,407	0,000
Mean + 2SD	8,226	8,177	6,005	3,659	5,819	12,231
Amount	18	5	6	2	3	2

\*The graphic is for information purposes only and not validated. Please read your results from the table.



## Quality Assessment Scheme for Salivary Steroids

### Estradiol Sample Number 24-12

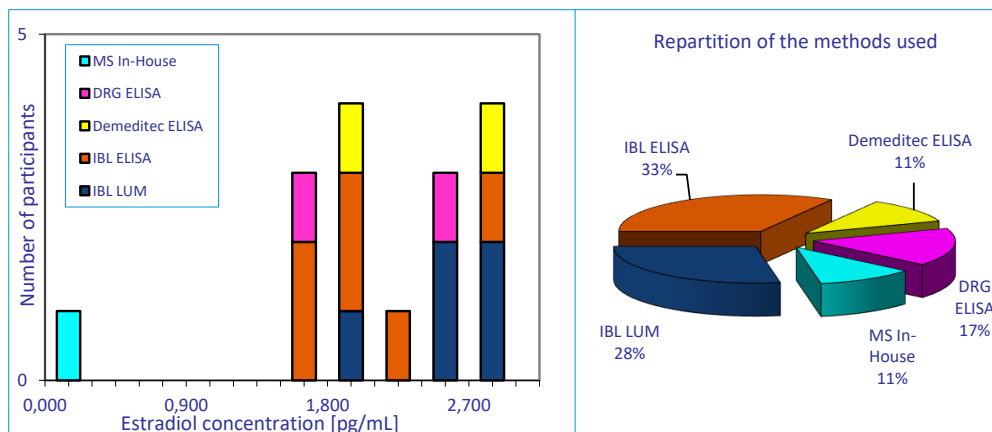
Your result: The results from all participants can be found in the outstanding table.

Method		LUM	ELISA		MS	
Supplier	all	IBL	IBL	Demeditec	DRG	In-House
Lab. Code	pg/mL	pg/mL	pg/mL	pg/mL	pg/mL	pg/mL
3013	2,620	2,620				
3036	1,610				1,610	
3061	2,290		2,290			
13004	2,900	2,900				
15033	0,200					0,200
22236	2,480	2,480				
30001	2,880	2,880				
40001	2,100		2,100			
40002	2,780		2,780			
40003-1	7,980					7,980
40013	2,490				2,490	
40015	2,730			2,730		
40017	3,600				3,600	
40024	1,800	1,800				
40027	1,630		1,630			
40036	1,670		1,670			
40041	1,800			1,800		
50002	2,100		2,100			

### Statistical Results

Method		LUM	ELISA		MS	
Supplier	all	IBL	IBL	Demeditec	DRG	In-House
Mean	2,537	2,536	2,095	2,265	2,567	4,090
SD	1,544	0,448	0,425	0,658	0,997	5,501
Mean - 2SD	0,000	1,640	1,245	0,950	0,572	0,000
Mean + 2SD	5,625	3,432	2,945	3,580	4,561	15,093
Amount	18	5	6	2	3	2

\*The graphic is for information purposes only and not validated. Please read your results from the table.



## Quality Assessment Scheme for Salivary Steroids

### Estradiol Sample Number 24-13

Your result: The results from all participants can be found in the outstanding table.

Method		LUM	ELISA		MS	
Supplier	all	IBL	IBL	Demeditec	DRG	In-House
Lab. Code	pg/mL	pg/mL	pg/mL	pg/mL	pg/mL	pg/mL
3013	18,980	18,980				
3036	3,310				3,310	
3061	9,960		9,960			
13004	15,700	15,700				
15033	10,400					10,400
22236	19,480	19,480				
30001	17,120	17,120				
40001	11,400		11,400			
40002	10,720		10,720			
40003-1	12,320					12,320
40013	7,980				7,980	
40015	4,990			4,990		
40017	6,100				6,100	
40024	15,000	15,000				
40027	7,020		7,020			
40036	9,640		9,640			
40041	4,100			4,100		
50002	13,300		13,300			

### Statistical Results

Method		LUM	ELISA		MS	
Supplier	all	IBL	IBL	Demeditec	DRG	In-House
Mean	10,973	17,256	10,340	4,545	5,797	11,360
SD	4,932	1,965	2,083	0,629	2,350	1,358
Mean - 2SD	1,109	13,326	6,175	3,286	1,097	8,645
Mean + 2SD	20,837	21,186	14,505	5,804	10,496	14,075
Amount	18	5	6	2	3	2

\*The graphic is for information purposes only and not validated. Please read your results from the table.

