

Quality Assessment Scheme for Acetylcholine receptor autoantibodies

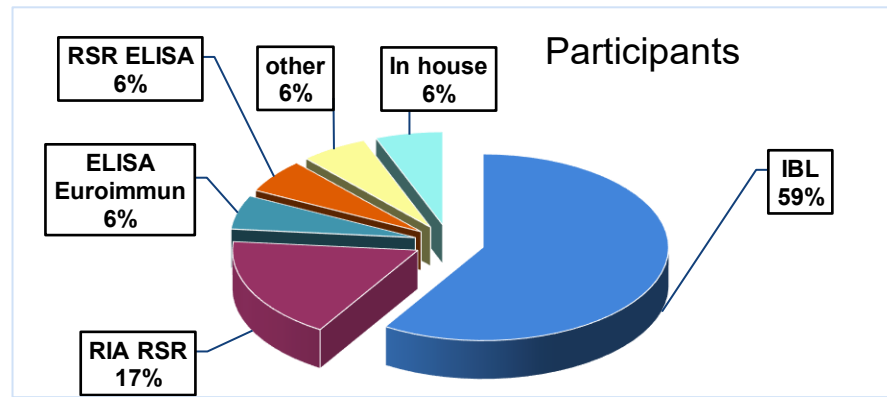
The results from all participants can be found in the outstanding table, listed according to their Lab Number.

Method	all	commercial kits					In house assay
		IBL	RSR RIA	ELISA Euroimmun	RSR ELISA	other	
Cut-off		>0.4	≥0.5	≥0.5	≥0.45	≥0.5	none
Number of lab.		(nmol/L)	(nmol/L)	(nmol/L)	(nmol/L)	(nmol/L)	(nmol/L)
199	0,43	0,43					
242	0,77		0,77				
379	0,41	0,41					
381	0,35	0,35					
382	0,7						0,70
385	0,4		0,40				
389	0,28	0,28					
394	1,6			1,60			
399	0,37	0,37					
401	2,24				2,24		
402	0,34	0,34					
403	0,36	0,36					
414	0,37	0,37					
418	0,6		0,60				
419	0,4	0,40					
423	0,8					0,80	
425	0,4	0,40					
428	1,6				1,60		

Statistical Results Sample Number 25-2A:

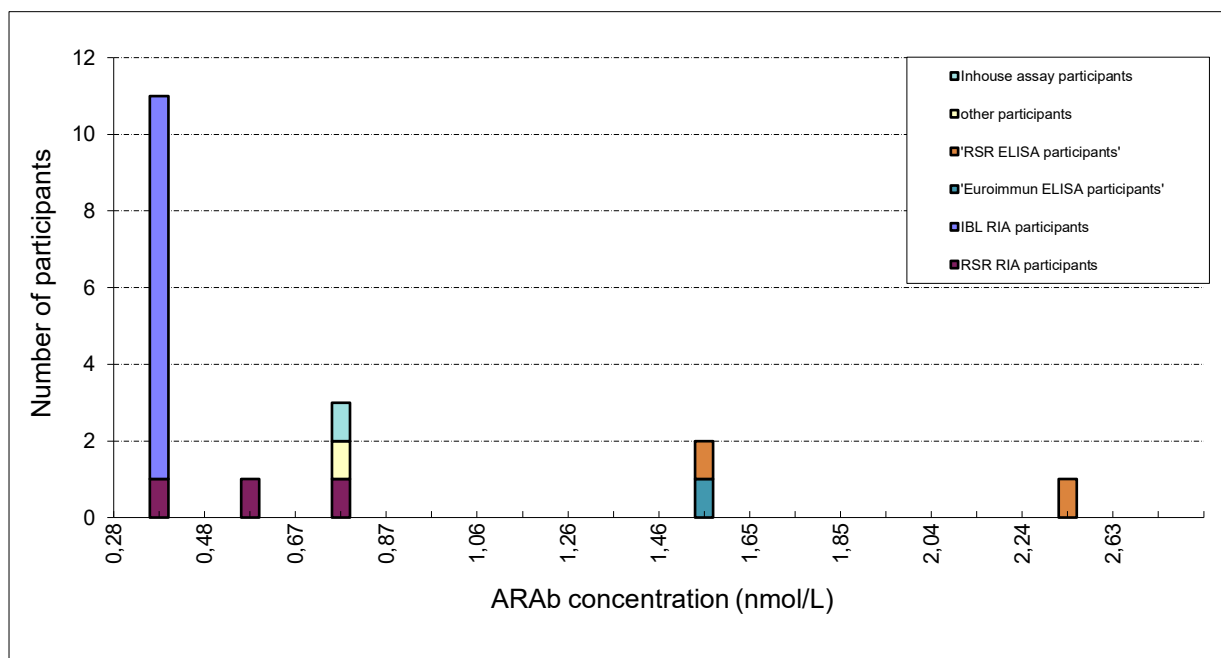
Method	all	commercial kits					In house assay
		IBL	RSR RIA	ELISA Euroimmun	RSR ELISA	other	
Mean	0,69	0,37	0,59	-	2,24	0,80	0,70
SD	0,55	0,04	0,19	-	-	-	-
Mean - 2SD	<0	0,29	0,22	-	-	-	-
Mean + 2SD	1,80	0,46	0,96	-	-	-	-
Amount	18	10	3	1	1	1	1

Samples have been determined by the single collectives as described below:
 IBL
 Negative < 0.25 nmol/L
 Positive > 0.40 nmol/L
 Equivocal 0.25 – 0.40 nmol/L



*The graphic is for information purposes only and not validated. Please read your results from the table.

Method	all	commercial kits					In house assay
		IBL	RSR RIA	ELISA Euroimmun	RSR ELISA	other	
Negative	0	-	-	-	-	-	-
Equivocal	11	8	2	-	1	-	-
Positive	7	2	1	1	1	1	1
Amount	18	10	3	1	1	1	1



*The graphic is for information purposes only and not validated. Please read your results from the table.

The results from all participants can be found in the outstanding table, listed according to their Lab Number.

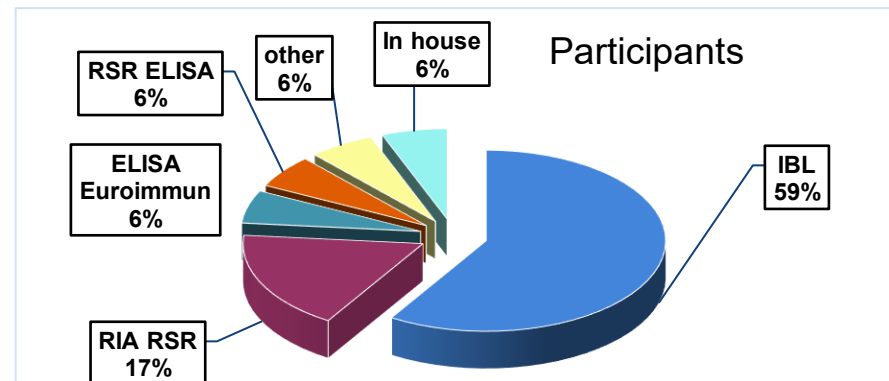
Method	all	commercial kits					In house assay
		IBL	RSR RIA	ELISA Euroimmun	RSR ELISA	other	
Cut-off		>0.4	≥0.5	≥0.5	≥0.45	≥0.5	none
Number of lab.		(nmol/L)	(nmol/L)	(nmol/L)	(nmol/L)	(nmol/L)	(nmol/L)
199	0,45	0,45					
242	0,86		0,86				
379	0,48	0,48					
381	0,43	0,43					
382	0,9						0,90
385	1,2		1,20				
389	0,38	0,38					
394	4			4,00			
399	0,44	0,44					
401	2,82				2,82		
402	0,41	0,41					
403	0,44	0,44					
414	0,44	0,44					
418	0,8		0,80				
419	0,46	0,46					
423	0,9					0,90	
425	0,45	0,45					
428	3,5				3,50		

Statistical Results Sample Number 25-2B:

Method	all	commercial kits					In house assay
		IBL	RSR RIA	ELISA Euroimmun	RSR ELISA	other	
Mean	1,08	0,44	0,95	-	2,82	0,90	0,90
SD	1,13	0,03	0,22	-	-	-	-
Mean - 2SD	<0	0,38	0,52	-	-	-	-
Mean + 2SD	3,34	0,49	1,38	-	-	-	-
Amount	18	10	3	1	1	1	1

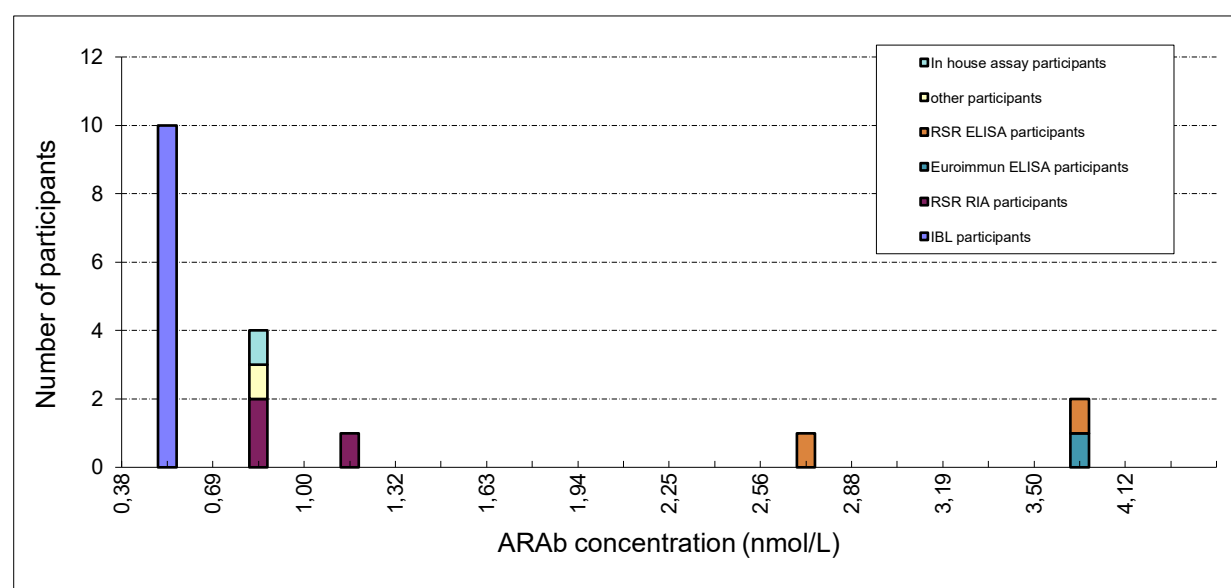
Samples have been determined by the single collectives as described below:

Negative < 0.25 nmol/L
 Positive > 0.40 nmol/L
 Equivocal 0.25 – 0.40 nmol/L



*The graphic is for information purposes only and not validated. Please read your results from the table.

Method	all	commercial kits					In house assay
		IBL	RSR RIA	ELISA Euroimmun	RSR ELISA	other	
Negative	0	-	-	-	-	-	-
Equivocal	1	1	-	-	-	-	-
Positive	17	9	3	1	2	1	1
Amount	18	10	3	1	2	1	1



*The graphic is for information purposes only and not validated. Please read your results from the table.

The results from all participants can be found in the outstanding table, listed according to their Lab Number.

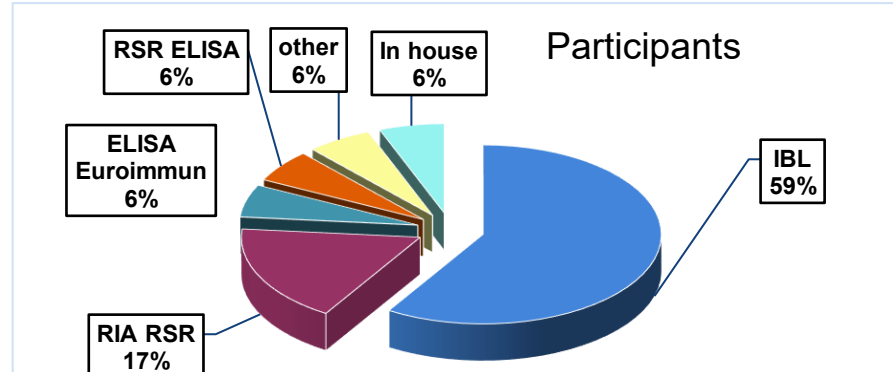
Method	all	commercial kits					In house assay
		IBL	RSR RIA	ELISA Euroimmun	RSR ELISA	other	
Cut-off		>0.4	>0.5	>0.5	>0.45	>0.5	none
Number of lab.		(nmol/L)	(nmol/L)	(nmol/L)	(nmol/L)	(nmol/L)	(nmol/L)
199	0,12	0,12					
242	0,25		0,25				
379	0,08	0,08					
381	0,20	0,20					
382	0,00						0,00
385	0,00		0,00				
389	0,00	0,00					
394	1,70			1,70			
399	0,10	0,10					
401	0,45				0,45		
402	0,07	0,07					
403	0,20	0,20					
414	0,10	0,10					
418	0,30		0,30				
419	0,00	0,00					
423	0,00					0,00	
425	0,25	0,25					
428	0,65				0,65		

Statistical Results Sample Number 25-2C:

Method	all	commercial kits					In house assay
		IBL	RSR RIA	ELISA Euroimmun	RSR ELISA	other	
Mean	0,25	0,11	0,18	-	0,45	0,00	0,00
SD	0,40	0,08	0,16	-	-	-	-
Mean - 2SD	<0	<0	<0	-	-	-	-
Mean + 2SD	1,05	0,28	0,50	-	-	-	-
Amount	18	10	3	1	1	1	1

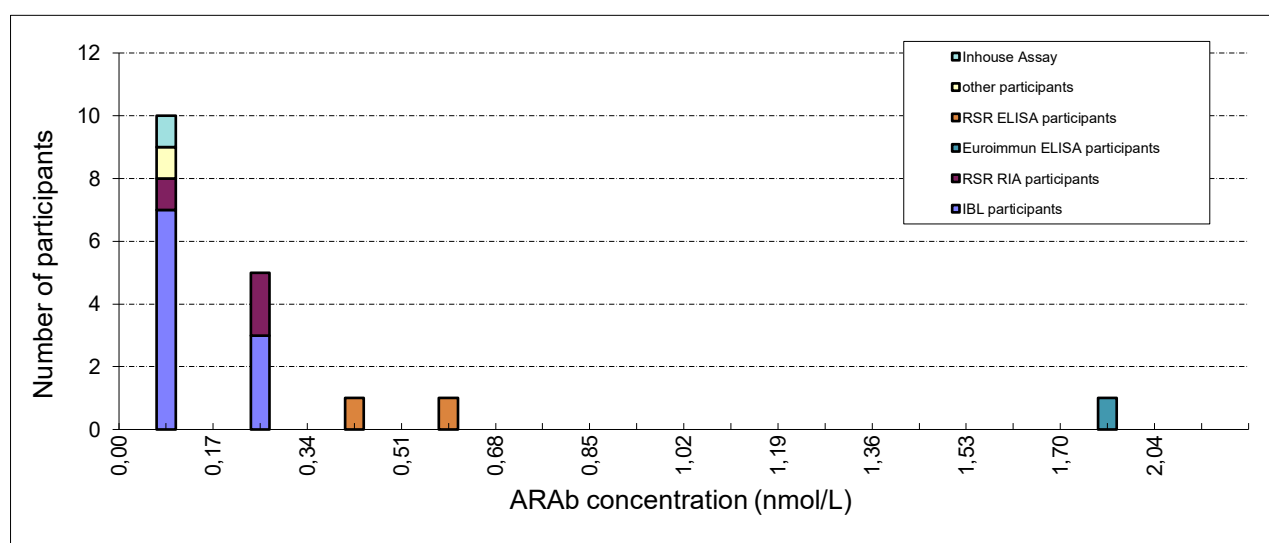
Samples have been determined by the single collectives as described below:

Negative < 0.25 nmol/L
 Positive > 0.40 nmol/L
 Equivocal 0.25 – 0.40 nmol/L



*The graphic is for information purposes only and not validated. Please read your results from the table.

Method	all	commercial kits					In house assay
		IBL	RSR RIA	ELISA Euroimmun	RSR ELISA	other	
Negative	17	10	3	-	2	1	1
Equivocal	0	-	-	-	-	-	-
Positive	1	-	-	1	-	-	-
Amount	18	10	3	1	2	1	1



*The graphic is for information purposes only and not validated. Please read your results from the table.